

# CONTENTS

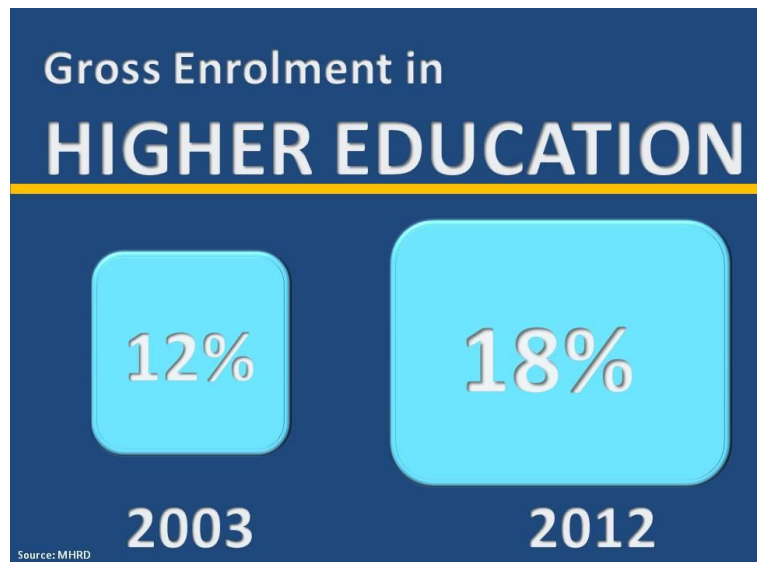
Page No.

1. Better Education
3. Farmer Welfare
4. Credit for Agriculture
5. Ensuring Food Security
6. Rural Employment
7. Healthcare
8. Social Security for Special Sections
9. Economic Growth
11. Financial Inclusion
12. Supporting Small Business
13. Improving Employment
14. Poverty Reduction
15. Rural Welfare
16. Direct Benefit Transfer – AADHAAR
17. Infrastructure
18. Power Generation Capacity
19. Connectivity
20. Development of The North East Region
21. Ensuring Safety and Security

# BETTER EDUCATION

## HIGHER EDUCATION

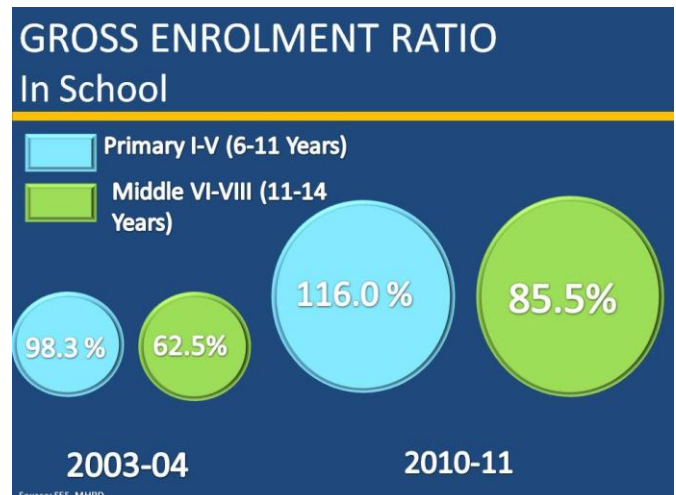
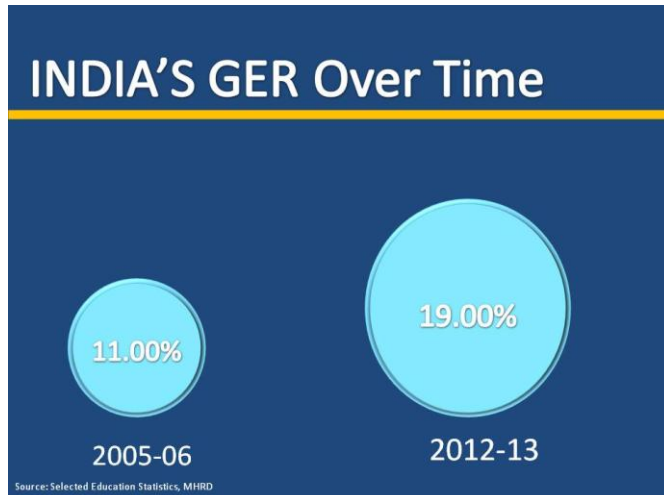

- The UPA Government has continuously increased outlays for education in the Five Year Plans which has resulted in more students attending schools and colleges.
- Central Universities increased from 17 to 44 during 2004 to 2013. 9 IITs were added to the 7 existing IITs during the period. Number of IIMs more than doubled from 6 to 13 in the period. Five IISERs and 2 IIITs were also added in the period.



- Gross Enrolment Ratio in Higher Educational Institutions has increased from 12% to 18% of the college going age population, during the last ten years.
- With innovation like META Universities and flexibility in of courses, the country is set to achieve 20% Gross Enrolment Ratio which is the international average.

## SCHOOL EDUCATION

- The Right to Education Act brought in by the UPA Government has improved enrolment in schools across the nation. The country has achieved the goal of near universal education at the Primary School Level. Dropout rate in schools have declined raising the retention of students in Middle and Secondary Levels.



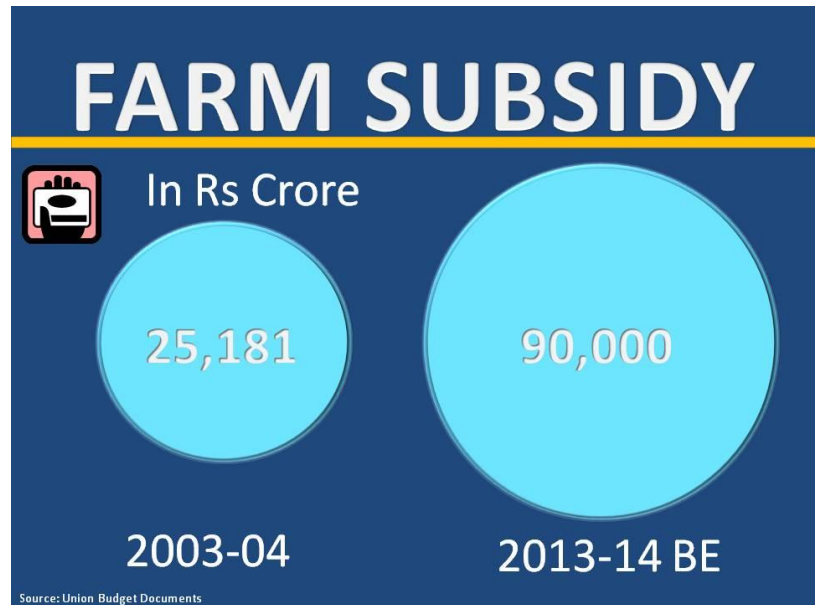
- Nearly ten-fold increase in the expenditure under Sarva ShikshaAbhiyan has led to better literacy levels in India.
- In a historic step, the UPA Government enacted the Right of Children to Free and Compulsory Education (RTE) Act, 2009, which has led towards universalisation of education for children between 6 to 14 years of age.
- Since the enactment of the Act, 30,888 Primary School buildings, 10,644 Upper Primary School buildings, 6,88,385 additional classrooms, 5,18,700 toilets facilities and posts of 7,00,475 teachers have been sanctioned.

## FARMER WELFARE

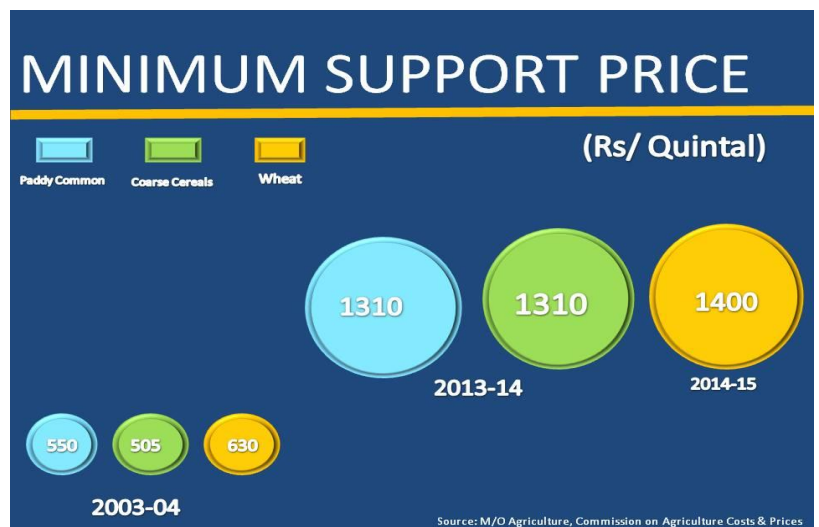
### MINIMUM SUPPORT PRICE FOR AGRICULTURAL PRODUCTS

- To ensure farmers' welfare, the UPA Government have been steadily enhancing the Minimum Support Price for various farm products.

- MSP for both Wheat and Paddy has more than doubled from 2004-05 to 2012-13. MSP for other cereals has been increased three-fold and is now better than for Wheat and Rice MSP in our efforts to support marginal farmers who produce cereals.

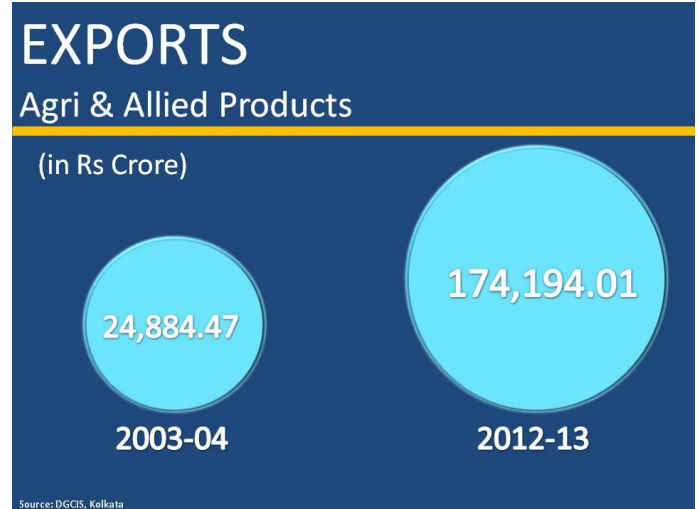
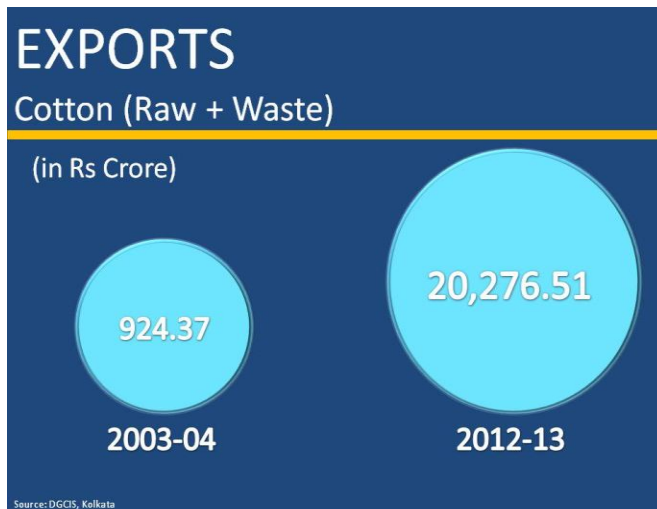
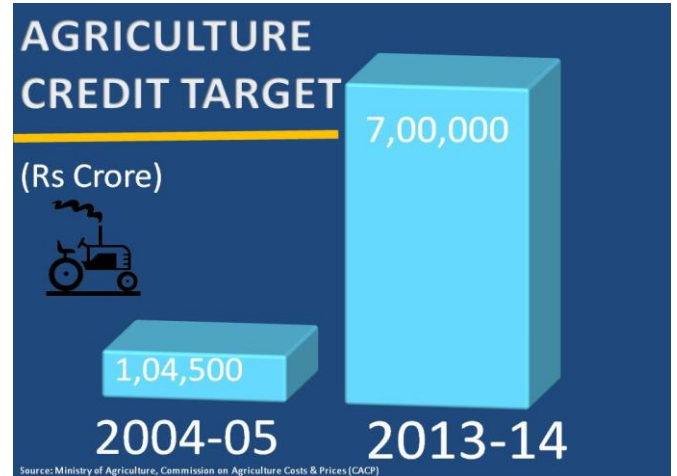


- Rainfed Areas support has increased five-fold during the period of the UPA Government, assisting disadvantaged farmers in increasing productivity.



## CREDIT FOR AGRICULTURE

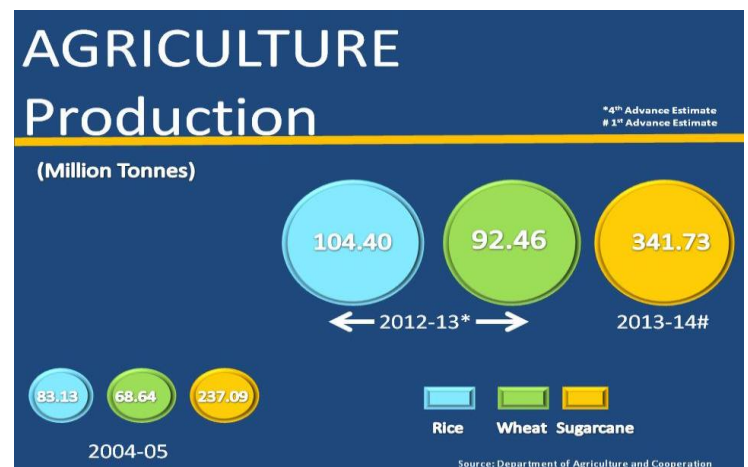
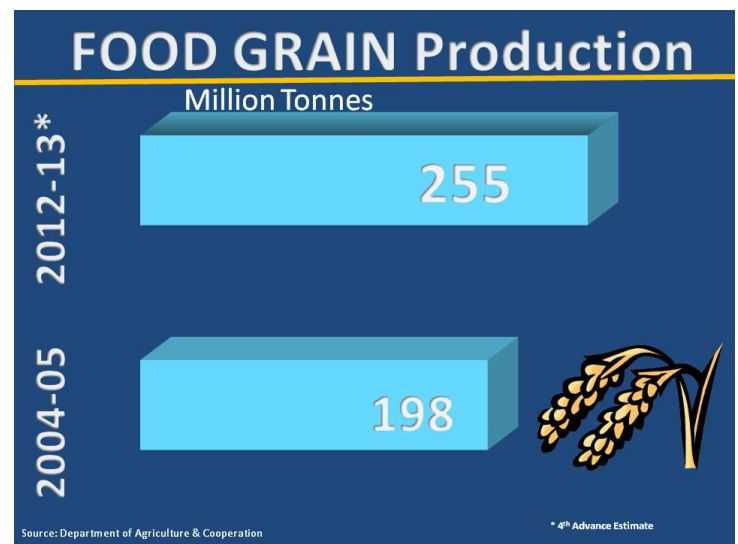
- Agriculture Credit has been increased to the tune of 700% under the UPA Government.
- More than 650 lakh farmers were financed by the banking system during the year 2012-13.



- More than 11 crore Kisan Credit Cards have been issued under various schemes to assist farmers in agricultural activity.
- In 2013, India exported agricultural products worth US \$ 41 billion against an agri-import of only US \$ 20 billion, giving a net surplus of US \$ 21 billion. Share of Indian agri-exports in global agri-exports increased from 0.8% in 1990 to 2.6% in 2012.

## ENSURING FOOD SECURITY

- There has been a more than three-fold increase in food subsidy during the UPA tenure. It reflects Government's commitment to ensure adequate food at affordable prices for all, especially the poor.
- The UPA Government has enacted the National Food Security Act which legally entitles families under Antyodaya Anna Yojana (AAY) for 35 kg of food-grains per month and other families for 5 kg per person at subsidised rates under the Public Distribution System.
- To keep pace with the UPA Government's resolve to provide food and nutritional security to the people, especially the poor, efforts to increase food-grains production have yielded results. Efforts in strengthening agriculture sector have led to record production of food-grains since 2004.
- On July 1<sup>st</sup>, 2012, India had Foodgrain stock of more than 80 mt with state agencies (FCI), which is a historical record.

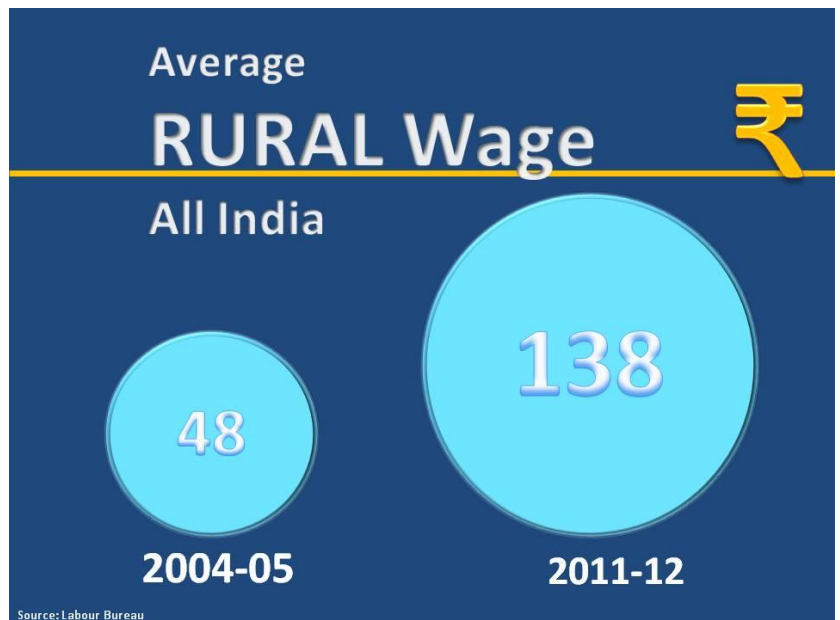


## RURAL EMPLOYMENT

### MAKING MAHATMA GANDHI NREGA ROBUST

- MGNREGA is the largest Social Welfare Scheme of its kind in the world started by the UPA in 2006.
- Every fifth rural household in India benefits from the Scheme which provides employment mostly to the Scheduled Castes, Scheduled Tribes and women in villages.

- Wages given under MGNREGA per day have almost doubled from ₹ 65 to ₹ 128 since the launch of the Scheme. In 2012-13, the Scheme provided employment to more than 4.8 crore households, generating more than 213 crore person- days of employment.

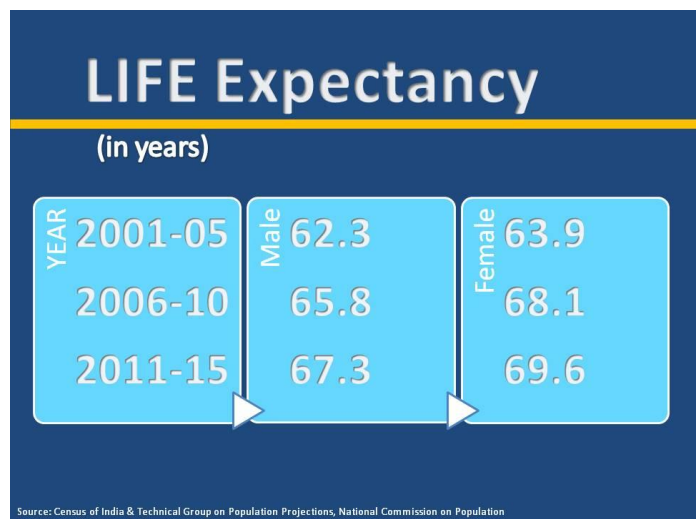


- MGNREGA has successfully raised the bargaining power of agricultural labour, resulting in higher agricultural wages, improved economic outcomes, and reduction in distress migration.
- A total budgeted outlay of 1, 72,500 crore from 2006-2007 to 2011-2012.



## HEALTHCARE

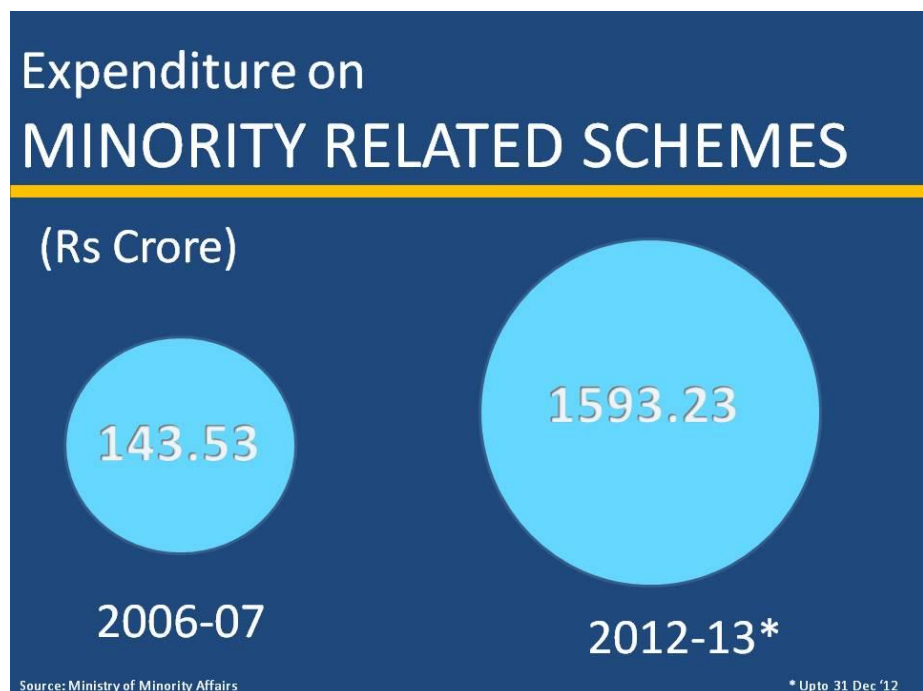
- Consistent investments in public health are showing better results as the Infant Mortality Rate, Maternal Mortality Rate and Life Expectancy levels improved steadily. After the Rural Health Mission, a National Health Mission has been launched which will include urban poor better health services.
- Absence of new endemic Polio cases for the last two years is an achievement that has been hailed at international forums.
- With health interventions during pregnancy and at birth, Infant Mortality Rate MR has reduced from 58 per 1000 Live Births in 2004 to 44 per 1000 Live Births in 2011.
- Special Programmes for mothers and children have led to better longevity of the citizens during the last 9 years. Indians are living longer and life expectancy has increased by more than 5 years for both men and women during UPA.
- Allocation in the 12th plan for the Health Sector has been increased to Rs 3 lakh crore from the 11th plan level of Rs 90 thousand crore, an increase of 335%. To improve the general health of children, allocations for the Integrated Child Development Scheme has been increased four-fold in the 12th Five Year Plan over the 11th Five Year Plan.





## SOCIAL SECURITY FOR SPECIAL SECTIONS OF THE SOCIETY

- The UPA Government has always accorded high priority to the welfare of minorities. There has been a ten-fold increase in the expenditure on minorities since 2004-05.
- Minorities are benefitting from the PM's new 15 point programme, the Multi-Sectoral Development Programme and the various scholarship schemes for minority students.



- 15% of all priority sector lending from banks now reaches minorities to help them start and expand small businesses.
- More than 20 million scholarships are awarded to students from Scheduled Castes, Scheduled Tribes and minority communities under various schemes.

## ECONOMIC GROWTH

### INCREASE IN INCOME

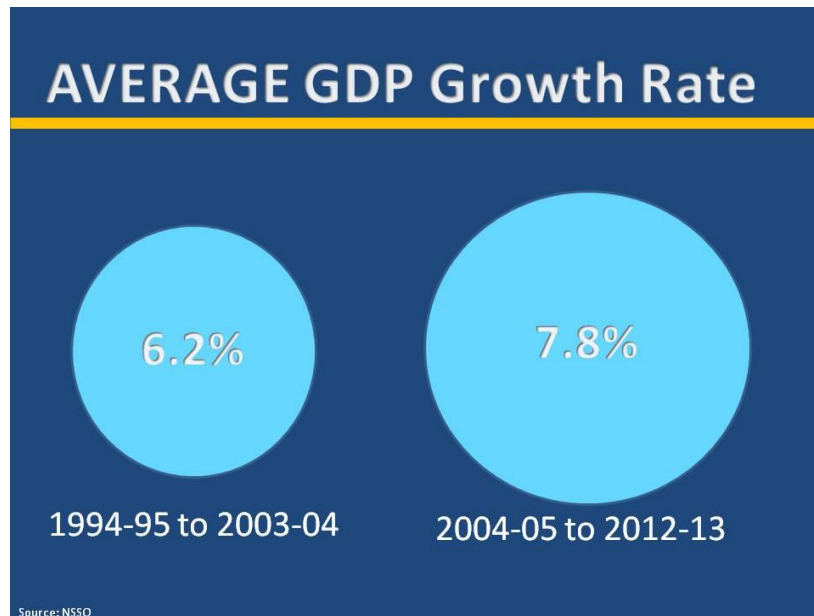
- Per Capita Income in India has increased almost three-fold since the UPA Government came to power.



- As a result of the policies of inclusive growth, real wages in agriculture have increased 6.8% during the 11th Five Year Plan (2007-12) as opposed to 1.1% during the 9th and 10th Five Year Plans earlier.
- Per Capita Income has increased at an annual average of nearly 20% during the last 9 years well above the Consumer Price Index during the same duration.

## AVERAGE GDP GROWTH RATE

- Average GDP Growth Rate during the period of the UPA Government (2004-05 to 2013-14) has been 7.7% despite two global slowdowns in this period.

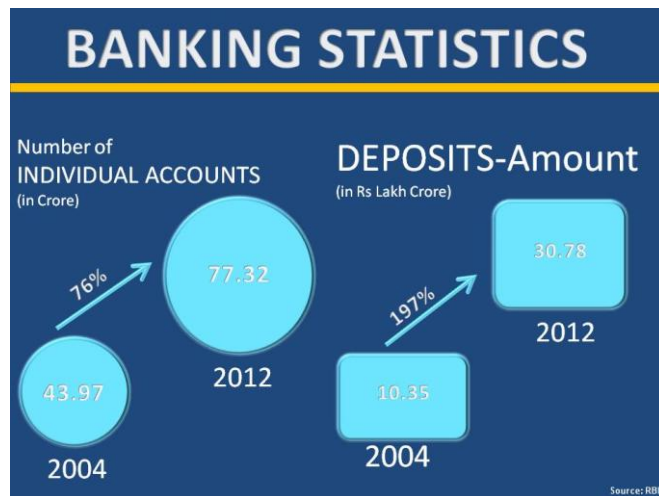


- Agriculture Growth rate has been rising consistently. It was 2.5% and 3.7% during 10th and 11th Plans, respectively.
- It is projected to grow at 4% during the 12th plan. India's GDP at current prices has increased almost three times during the last 9 years.

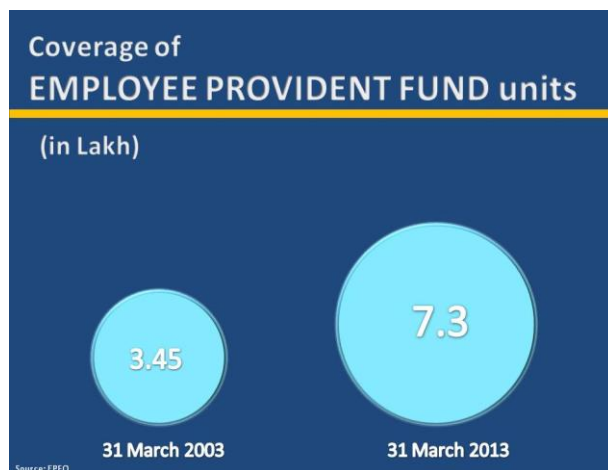


## **FINANCIAL INCLUSION:**

- Rapid economic growth and enhancement in wealth has spurred financial inclusion of the population as never before.
- The total number of accounts under Pension Fund has increased from four crore in 2002-03 to more than 16 crore by 2011-12. Total enrolment in Employees Pension Funds has increased from 3.95 crore to 8.85 crore.

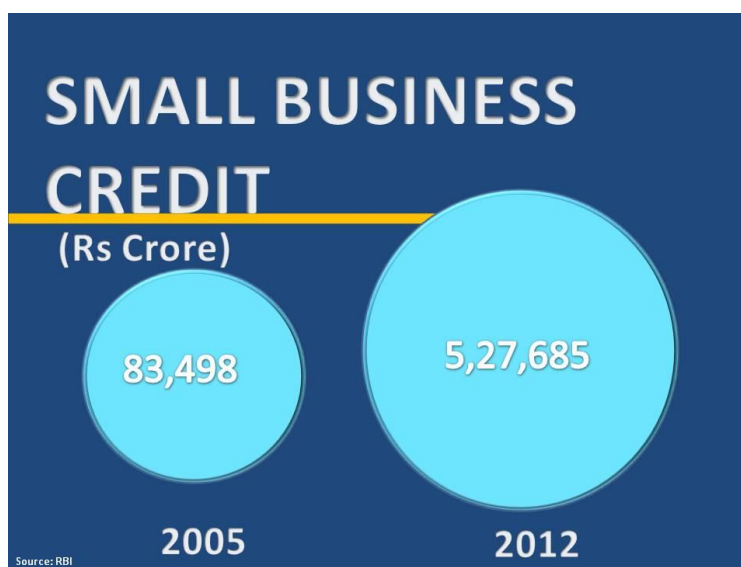


- More people are using banking facilities. The number of branches of commercial banks has increased from 53,000 to more than 88,000 since 2004. The number of bank accounts has increased from 43.97 crore to 77.32 crore as of last year.



## SUPPORTING SMALL BUSINESSES

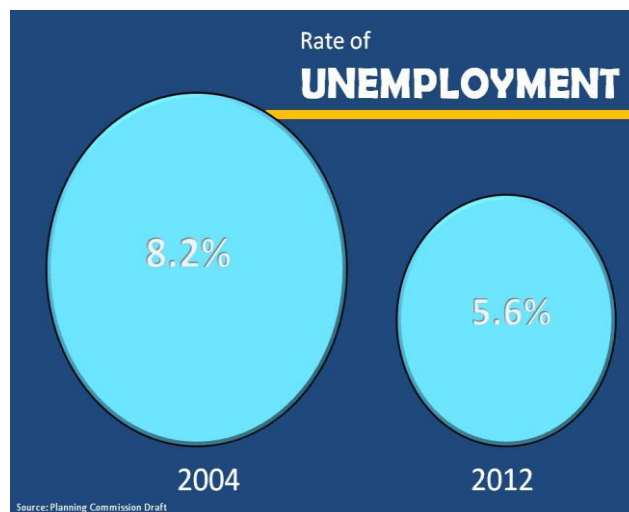
- Credit and loan facilities to Micro, Small and Medium Enterprises have been more than doubled during the last five years.
- Security and Exchanges Board of India has permitted setting up separate Stock Exchange as a trading platform for SMEs at Bombay Stock Exchange and National Stock Exchange.



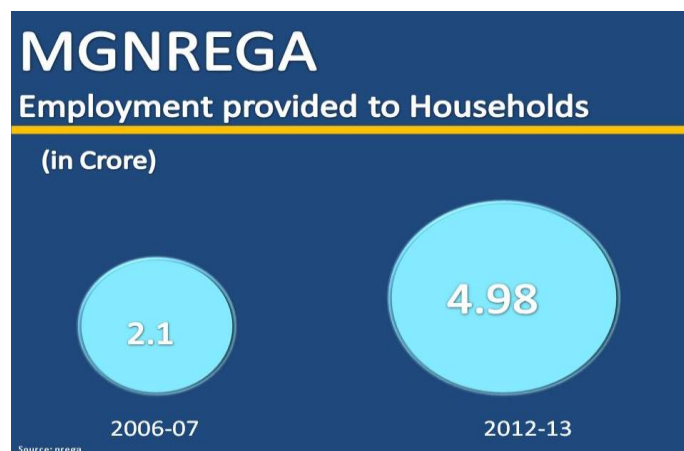
- In the last two years, 80 thousand Micro Enterprises have been supported by the Prime Minister's Employment Generation Programme creating job opportunities for 9.23 lakh people.
- The number of EPF Accounts has reached 16.62 Crore in 2011-12
- Total units under EPF regulations increased from 3.45 lakh in 2003 to 7.3 lakh in 2013

## IMPROVING EMPLOYMENT

- Unemployment rate in the country is steadily declining due to the UPA Government's economic policies.
- Average Industrial Growth during 2004-05 to 2011-12 has been the highest ever at 8.5% per annum creating productive employment for young people.



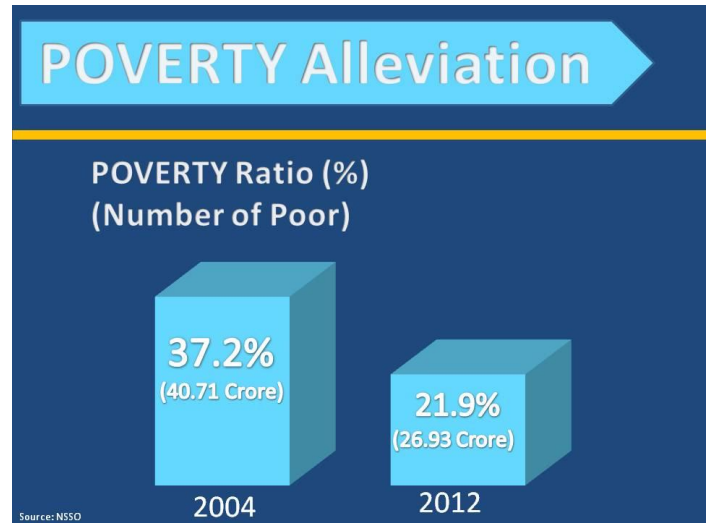
- National Skills Development Authority has been working with other stake holders, including the Private Sector, to train 50 million people for the workforce during next 5 years.
- MGNREGA Reaches every fifth Household in Rural India



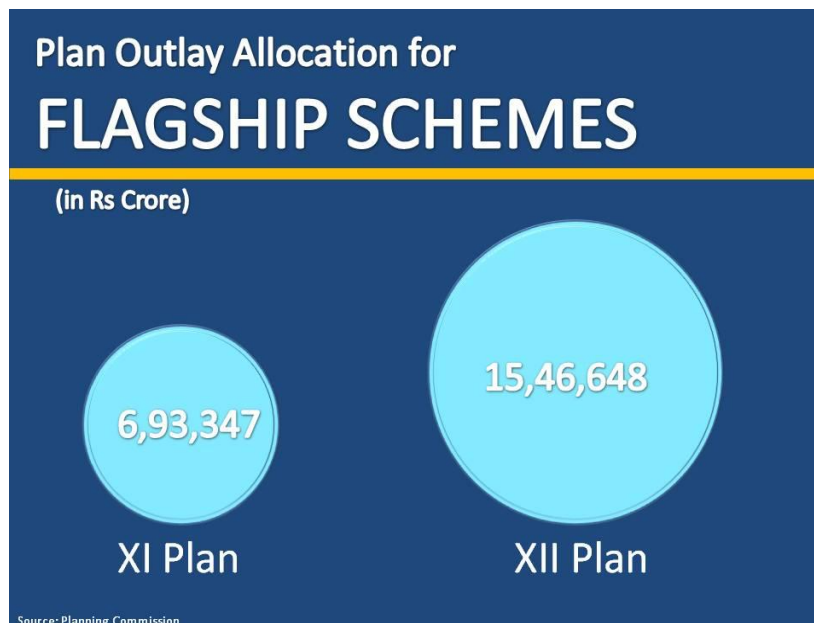
## POVERTY REDUCTION

- Under the UPA Government, poverty in India has declined in an unprecedented manner. Average decline in poverty was 2% per annum during 2004-12, almost twice the rate of the preceding decade.

- The Government launched 16 Flagship Programmes both in rural and urban areas during the XI Five Year Plan and allocations for them have been more than doubled under the XII Five Year Plan.



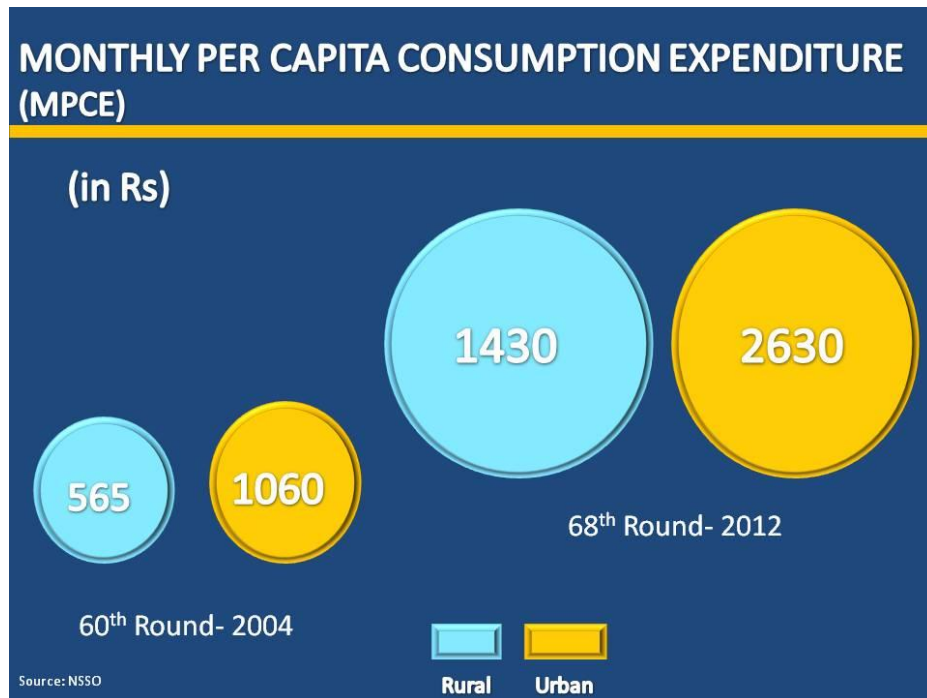
- Expenditure on Flagship programmes has been increased more than 100 % for 12<sup>th</sup> Five Year Plan





## RURAL WELFARE

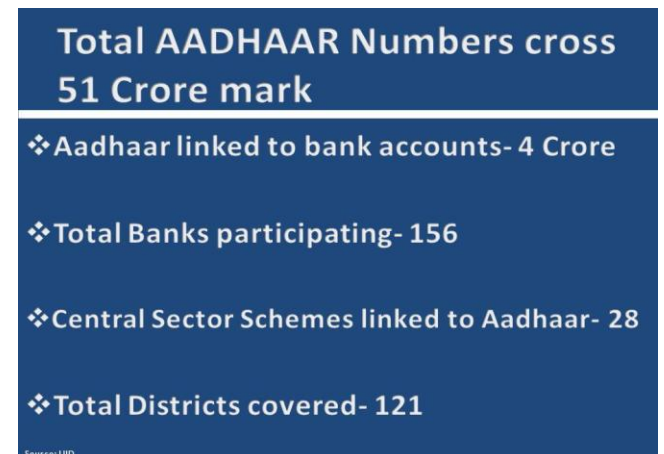
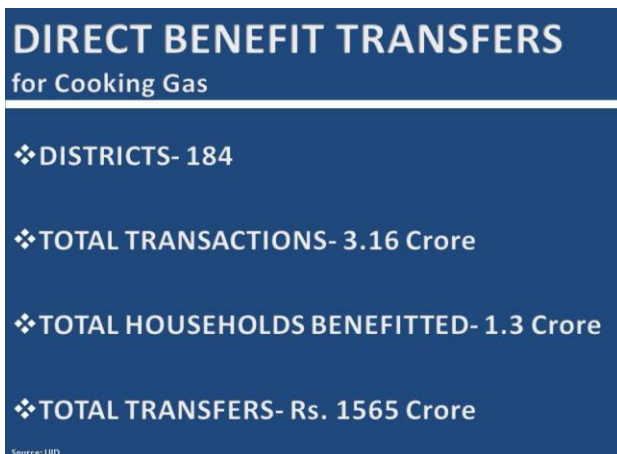
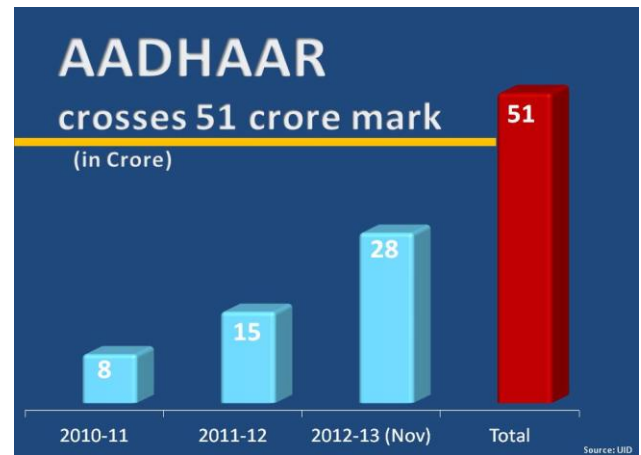
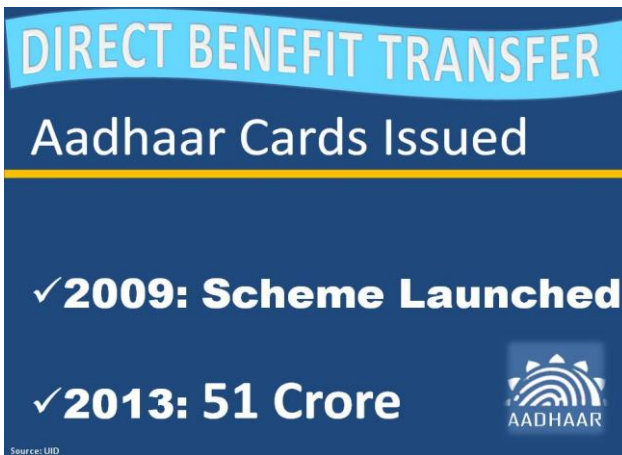
- Consumption has increased phenomenally in India both in urban and rural areas as fruits of economic growth reached the common man.
- Due to the UPA Government's pro-poor policies, consumption in rural areas registered an increase of 3.4% which was only 0.8% during 1999 to 2004. Rural Wages have increased @16% each year.



- In the last 9 years, since 2004-05, wages for rural workers have tripled improving the purchasing power of the majority of the people in villages.
- This establishes the fact that economic growth during the U.P.A. is both inclusive and widespread.

## DIRECT BENEFIT TRANSFERS

- Using broadband and information technology, the Unique Identification Authority of India has issued more than 500 million Aadhaar Cards across the country which are enabling people to receive Direct Benefit Transfers in 121 districts.
- | More than one crore households are now availing Direct Benefit Transfer for LPG in 182 districts across the country.




- Direct Benefit Transfers under LPG have crossed a sum of ₹ 1284 crore till November 2013.

# INFRASTRUCTURE

## RAIL AND ROAD INFRASTRUCTURE

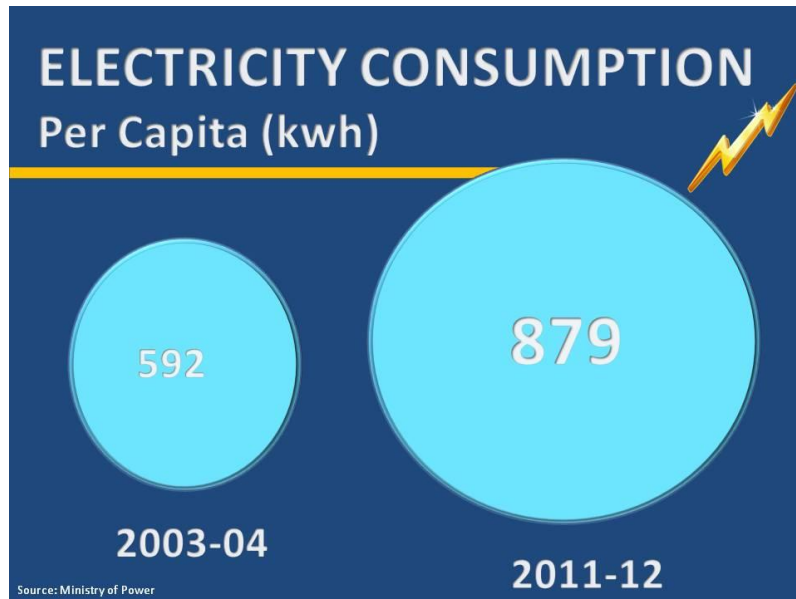
- More than 2 lakh kilometers of new roads have been added to the rural road network.
- Allocation for Pradhan Mantri Gram Sadak Yojana has been increased 88% in the 12th Five Year Plan to further improve rural connectivity.
- 17,394 kms of highways were built or upgraded in the last 9 years by the National Highways Authority of India.
- There has been nearly a ten-fold increase in investment in road construction in rural areas under the UPA Government.
- More than 20,100 km all-weather roads have been constructed/ upgraded and an expenditure of over Rs 6,450 crore has been incurred during 2012-13.



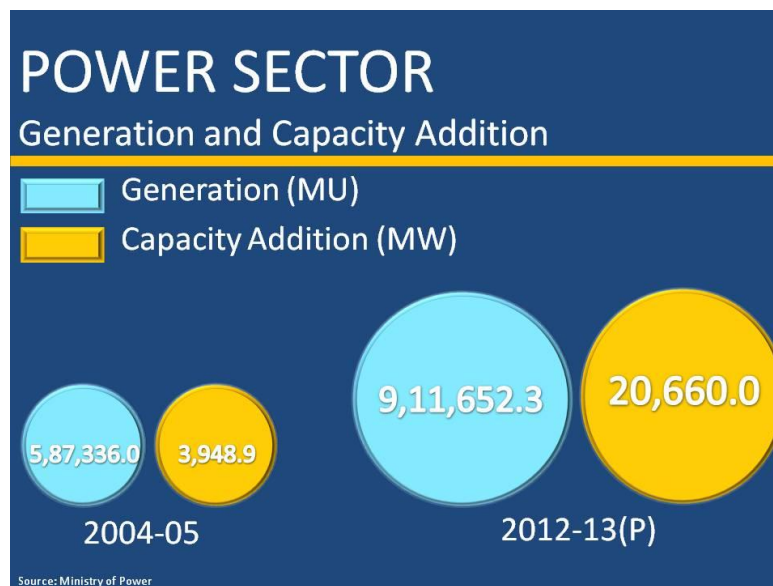
- Connectivity in rural areas has helped small farmers in carrying their agricultural goods to markets where they get improved return for their products.

## POWER GENERATION CAPACITY

- India has added power generation capacity in the last 9 years than in the entire preceding period since Independence.
- Per Capita Consumption of Electricity has gone up from 559 kWh in 2002 to 813 kWh in 2011.



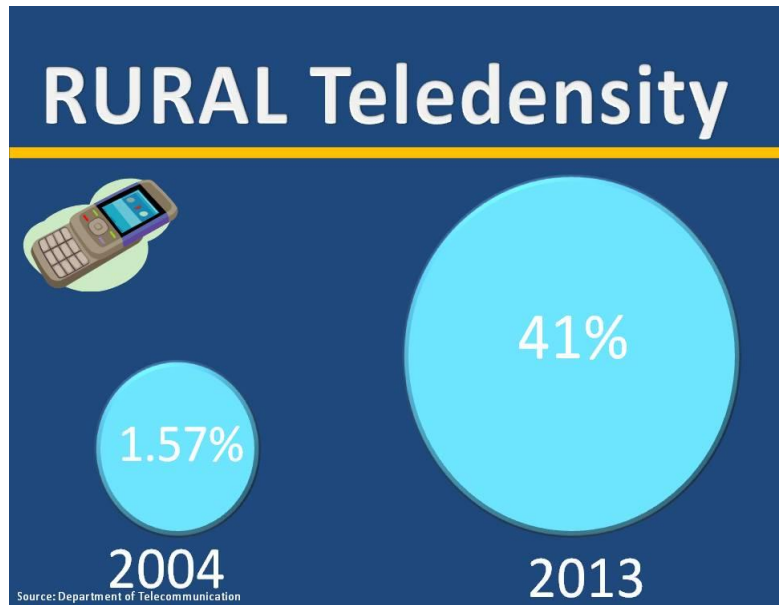
- Power generation from renewable resources and nuclear energy has reached record levels.



# CONNECTIVITY

## RURAL TELE DENSITY

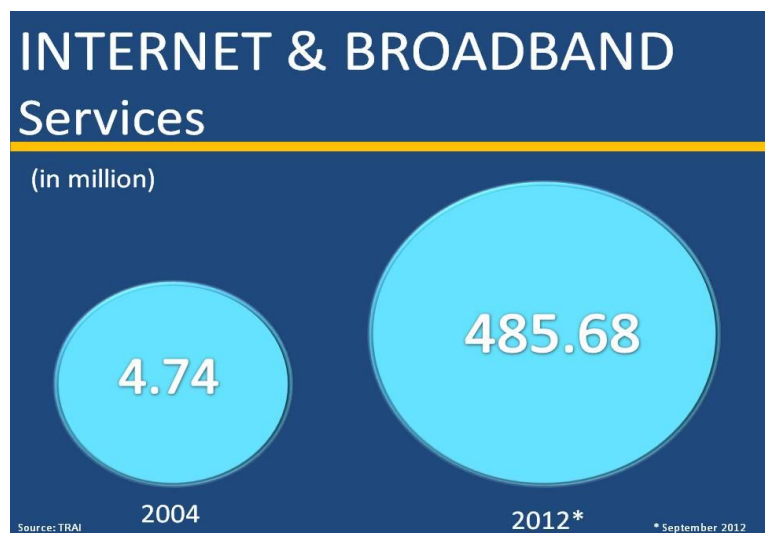
- Telephone density in rural areas has increased 25 times during the tenure of the UPA Government. India has one of the lowest telecom prices in the world making telephones accessible to the poor. Those who cannot afford private phones are being provided connectivity through village level telephony.



- Broadband will reach 2.5 lakh villages by 2014.

Internet and Broadband Services have increased more than 100 times during the UPA tenure.

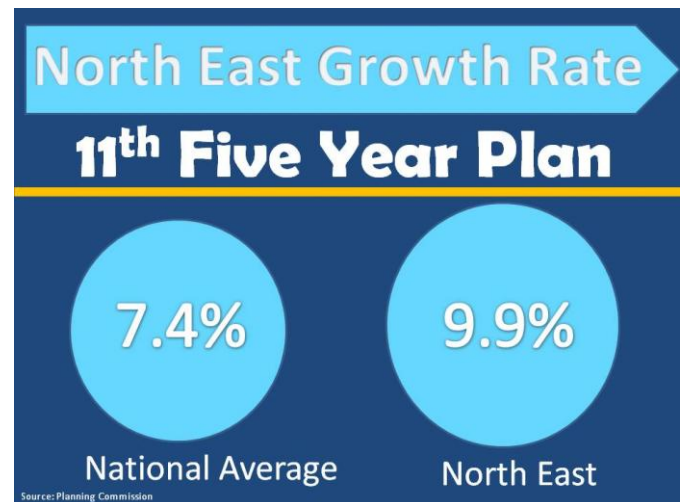
- Under the National Knowledge Network, high speed data links have been provided to 998 institutions of higher education.



## DEVELOPMENT OF THE NORTH EAST REGION

- We have earnestly worked for development and peace in the North Eastern region through special initiatives. Growth in the region is better than the national average.
- Internal security in the North Eastern States improved considerably with a steep decline in extremism related violent activities due to developmental process becoming robust. The UPA Government invested public funds in major infrastructure projects in the region which led to better economic growth.

- Growth rate of the North Eastern Region is now higher than the National Average due to the special attention given by the Central Government. It has now been mandated that all Central Government Ministries allocate 10% of their plan budgets for the NE region.



- Major extremist groups were engaged in peaceful dialogue and many of them joined the political mainstream of the region.
- Special tax concessions are being given for the NE region.




## ENSURING SAFETY AND SECURITY

- The UPA Government's approach in dealing with left-wing extremism in a holistic manner in the areas of security, development, ensuring rights of local communities and good governance is showing results in declining violence in LWE affected areas.
- In the last four years, lives lost in LWE-related incidents were reduced by more than half.



- The situation in Jammu and Kashmir has shown vast improvement as the Government has worked with people of the state to restore normalcy and encouraged development in equal measure
- Security situation in the State of Jammu & Kashmir has rapidly improved after U.P.A. Government came to power and implemented policies for relief and rehabilitation in the militancy affected areas.



- Militancy related incidents declined sharply and a ten-fold decrease was witnessed as both the Central and State Governments worked in cooperation and coordination.
- Government was able to contain loss of lives while concentrating more on development and employment generating measures to empower citizens.